

# 36V/640W Switch Mode Battery Charger

# SUMMIT™ SERIES



By:



## High Efficiency ▪ Leading Charge Algorithms ▪ High Reliability

### On-Board or Off-Board Charging

The Lester Electrical Summit Series 36V/640W switch mode battery charger (SMBC) is designed for both on-board (built-in) and off-board (shelf) use. It features intelligent natural convection cooling (no fan) and high energy efficiency, which enables it to be used in thermally demanding applications.

### High Efficiency: > 92% Peak, > 90% Average

The Summit Series 36V/640W SMBC features high AC-to-DC conversion efficiency of > 92% peak and > 90% average across a full charge cycle, including all losses from AC plug to DC connector. The charger, when paired with batteries, exceeds the applicable requirements of the California Energy Commission (CEC) Appliance Efficiency Regulations for Battery Charger Systems. It also features a high AC power factor near unity.

### Sealed and High Reliability: IP66, > 150,000 Hours MTBF

The heavy-duty aluminum enclosure is sealed with an IP66, NEMA 4 rating to protect the charger from ingress of water, dust, and other environmental elements. The rugged/durable charger has been designed and tested for the shock and vibration conditions that occur with on-board use. It has also been designed to provide the high reliability that is expected of a Lester Electrical product with an MTBF reliability rating of > 150,000 hours. Additionally, the charger includes a hardware watchdog timer for high uptime operation.

### Leading Charge Algorithms: Featuring Progressive DV/DT™

An advanced microprocessor controller is featured in the charger. Precise Lester Electrical charging and termination algorithms, included patent-pending Progressive DV/DT, prevent both undercharging and overcharging, optimizing both daily battery capacity and overall battery life.

### Flexible Battery Types: Wet, AGM, Gel, Lithium-Ion

This Summit Series charger includes industry-leading and field-proven wet/flooded, AGM, and gel deep-cycle lead-acid battery charge profiles. It can also be configured with battery specific, application specific, or custom charge profiles, including lithium-ion chemistries, such as lithium iron phosphate (LFP). Using the externally accessible communication port, a LE programming module or laptop/PC can be used to update the charge profiles in the field and change the active profile.

### Universal AC Input

The charger includes universal AC input and operates at 90-264 Vac and 45-65 Hz for use anywhere in the world. The IEC AC inlet enables the charger to be paired with an AC cord with the appropriate localized plug.

### Vehicle Lockout/Interlock and DC Disconnect Sense

The available lockout/interlock control output can be used to prevent vehicle/equipment operation when the charger has AC power available or when the DC plug is connected to the vehicle with a supported DC connector configuration. The charger also features patented DC disconnect sense functionality when paired with a supported DC connector configuration to minimize charger output inhibit time when a DC disconnect occurs during charging.

### Safety and Regulatory Approvals

The charger is UL listed/recognized, cUL/CSA certified, and will be CE certified (pending). It includes FCC approval and will include applicable EN approvals (pending). The charger will also be certified compliant with the CEC Appliance Efficiency Regulations for Battery Charger Systems (pending) using the in-house Lester Electrical CEC efficiency regulations test system.

# 36V/640W Switch Mode Battery Charger

## SPECIFICATIONS

### AC Input

Voltage range, rated	100-230 Vac
Voltage range, operating	90-264 Vac ( < 100 Vac: reduced power)
Frequency, rated	50-60 Hz
Frequency, operating	45-65 Hz
Phase	Single-phase
Current, maximum	8 A
Efficiency	> 92% peak; > 90% average, full charge cycle;
Power factor	> 0.98, 120 Vac; > 0.95, all AC input voltages
Protection	Current limit, surge, transient, under voltage

### DC Output

Voltage, nominal	36 Vdc
Voltage, maximum	54 Vdc
Voltage, min start-up	10 Vdc
Power	640 W
Current, rated	14.5 A
Battery types	Wet/flooded, AGM, gel deep-cycle lead-acid; lithium iron phosphate (LFP); custom
Protection	Current limit, short circuit, reverse polarity, under voltage, over voltage, wrong batt voltage

### LEDs

(Remote LEDs Optional)

Charge Complete (green),  
Charge Status (yellow),  
Fault (red)

### Lockout Control

Pulls down to battery neg (-)  
when active

### Battery Temp Sensor

Optional

### Mechanical

Dimensions (LxWxH)	10.719 x 7.313 x 4.75 in (273 x 186 x 121 mm)
Weight (approx)	9.0 lbs (4.1 kg)
Cooling	Natural convection (no fan)
AC connector	IEC 60320 C16 inlet with optional cord clamp
DC cable/connector	Variety available
Lockout cable/connector	Variety available
Mounting	Shelf, wall, bulkhead, threaded steel rod, hook
Handle	Optional

### Environmental

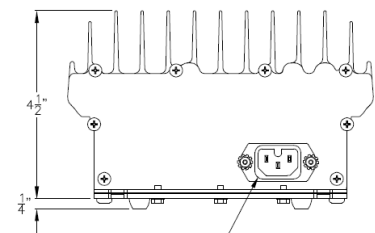
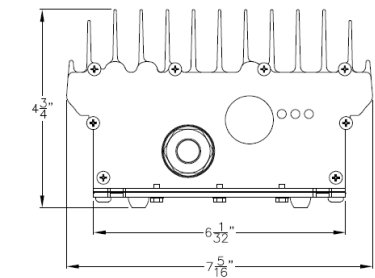
Enclosure rating	IP66, NEMA 4
Operating temperature	-25 °C to 60 °C (-13 °F to 140 °F) ( > 40 °C: reduced power)
Storage temperature	-40 °C to 85 °C (-40 °F to 185 °F)

### Reliability

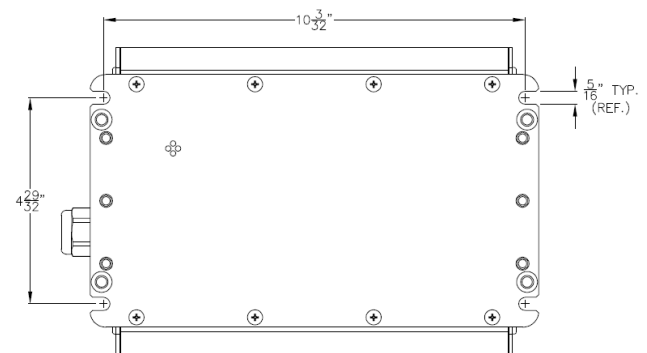
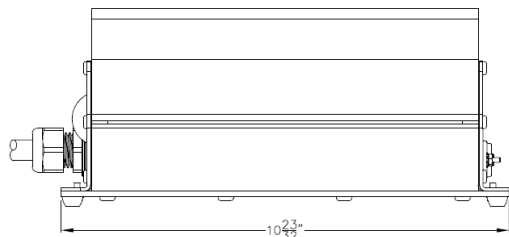
> 150,000 hours MTBF at full output at 25 °C  
(Telcordia SR-332, MIL-STD-267)

### Safety/Regulatory

UL listed/recognized; cUL/CSA certified; CE certified (pending);  
EN safety, emissions, immunity (pending); FCC Part 15 Class A;  
CEC Appliance Efficiency Regulations, Title 20 (pending)



IEC CONNECTOR, IEC320/C16



625 West A Street F: 402.474.1769  
Lincoln, NE 68522 Sales@LesterElectrical.com  
P: 402.477.8988 LesterElectrical.com



Specifications are subject to change without notice.  
Document ID: SM7006.2  
Copyright © Lester Electrical of Nebraska, Inc.  
All rights reserved.