


Dual Mode Industrial Battery Chargers

Charger Features

- 12, 24, 36, and 48 VDC models
- Proven Lester Electrical reliability
- Steel case with a compact footprint
- Convection cooled with no moving parts
- SCR technology
- Advanced microprocessor control
 - Precise charging and termination algorithms
- Wet and Sealed charge profiles
 - Front panel switch
- LED indicators
- Ammeter (select models)
- Charger protection
 - Voltage mismatch, reverse polarity, and short circuit
- UL listed and CSA certified (select models)
- Made in the USA



Optimum Battery Capacity and Life

An advanced microprocessor controller is featured in Dual Mode battery chargers. Precise Lester Electrical charging and termination algorithms prevent both undercharging and overcharging, optimizing both daily battery capacity and overall battery life.

Wet or Sealed Batteries

The Dual Mode product line supports both Wet and Sealed batteries. An front panel switch can be used to select between the Wet or Sealed charge profile in the field.

Cost-Effective Charging

Dual Mode are cost-effective industrial battery chargers. They are ideal for use in both specialized applications, such as electric wheelchairs and floor care, and general-purpose charging applications.

Reliable and Durable

The Dual Mode product line continues the tradition of proven Lester Electrical reliability. The case is powder-coated steel. The efficient convection-cooled design offers optimal heat dissipation without the need for a cooling fan, which further enhances reliability. Dual Mode battery chargers are made in the USA, with select models tested to UL and CSA standards.

Customizations and Private Branding

Lester Electrical offers customized chargers tailored for specific applications and customers. Charge profiles (software), DC and AC connectors and cables, private labeling, and documentation are just a few of our capabilities.

DC Output Volts	DC Output Amps	AC Input Volts	AC Input Hertz	AC Input Amps	Ammeter	Model Number	Ship Weight, Approx (Lbs)
12	12	120	60	3	No	24530	17
24	8	120	60	3	No	18330	18
24	8	120	60	3	Yes	18350	17
24	12	120	60	5	No	18360	22
24	12	90-125/180-250	50-60	6.5/3.3	No	18830	24
36	8	120	60	5.2	Yes	21930	
48	8	120	60	7.2	No	20640	

Dual Mode Industrial Battery Chargers

SPECIFICATIONS

AC Input Ratings

Voltage (nom)	See model table
Frequency (nom)	See model table
Phase	Single-phase
Current	See model table
Protection	AC breaker

DC Output Ratings

Voltage (nom)	See model table
Start current (nom)	See model table
Battery types	Wet and Sealed lead-acid (field selectable with front panel switch)
Protection	Electronic protection and DC fuse

Controls and Indicators

Battery Type switch	All models
Power switch	All models
Charge Status LED	All models
Fault LED	All models
Ammeter	18350, 21930

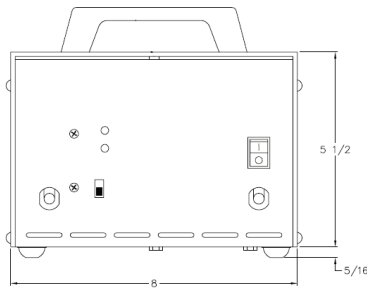
Mechanical

Dimensions (WxHxD)	
24530, 18330	8 x 5.5 x 6.5 in
18350, 18360, 18830, 21930	8.63 x 6.25 x 6.38 in
20640	10.19 x 5 x 8.94 in
Shipping weight (approx)	See model table
Case material	Powder-coated steel
AC cable length (typ)	
24530, 18330, 18350, 18360, 18830, 21930	8 ft
20640	6 ft
AC connector	
24530, 18330, 18350, 18360, 21930, 20640	NEMA 5-15P
18830	IEC C14
DC cable length (typ)	
	8.5 ft
DC connector	
	Variety available

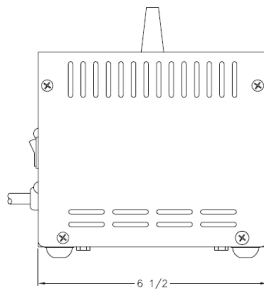
Consult a Lester Electrical sales representative for AC and DC cable and connector options

Safety

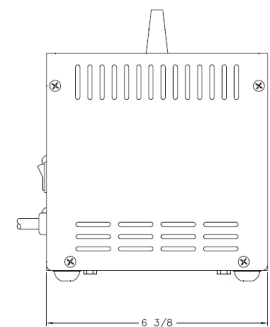
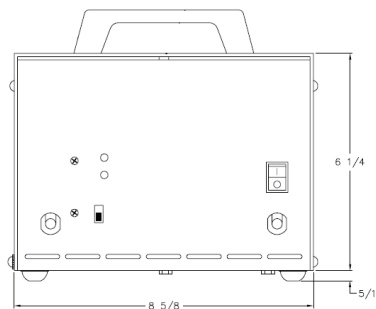
UL listed and CSA certified (2M00)	18330, 18350, 18360
------------------------------------	---------------------



18330 Dimensional Drawing



18360 Dimensional Drawing



625 West A Street
Lincoln, NE 68522-1794
P: 877 DC AMPS 9
F: 402.474.1769
Sales@LesterElectrical.com
www.LesterElectrical.com

Represented By:



Specifications are subject to change without notice.
Document ID: LE8006.2
Copyright © 2009 Lester Electrical of Nebraska, Inc. All rights reserved.